

ABENTEUER AMEISE ^M



SEQUENZ 2 – MINIBOOK

UM 2.4 FALTANLEITUNG

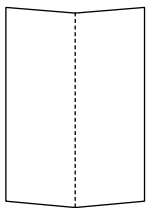
1. Lege das Blatt so vor dich hin



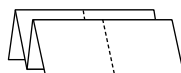
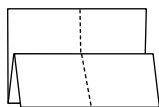
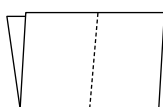
2. Falte das Blatt so



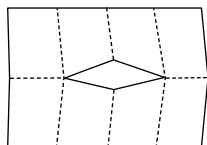
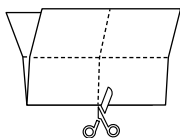
3. Öffne es wieder und drehe das Blatt so



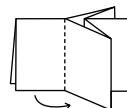
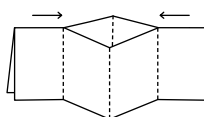
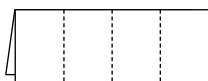
4. Falte es so



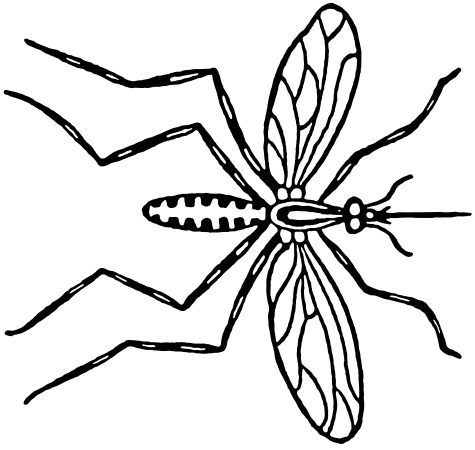
5. Schneide in der Mitte ein (nur bis in die Hälfte)



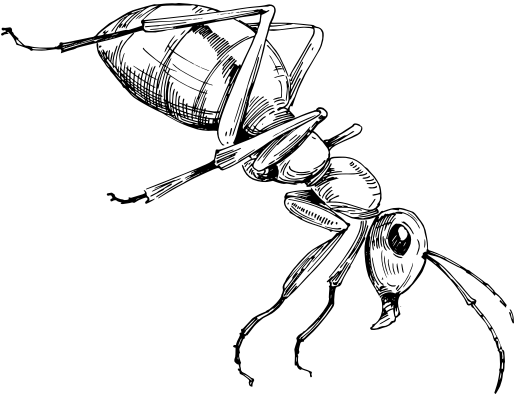
6. Lege es so vor dich hin und falte es zusammen



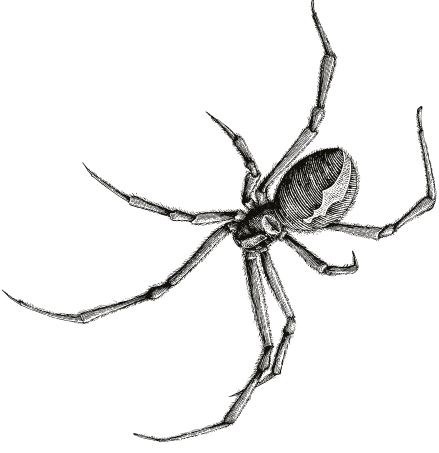
Mücke



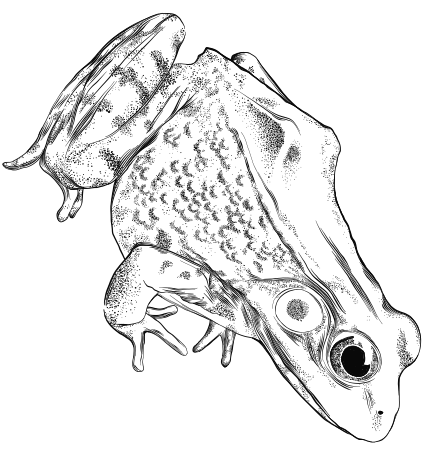
Ameise




Spinne




Frosch



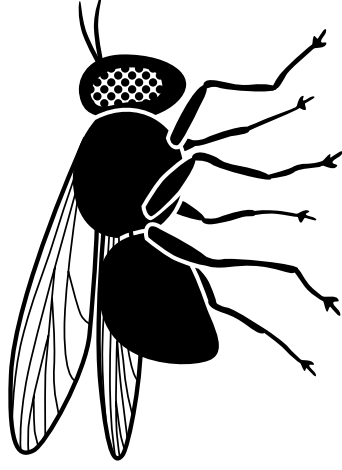
Wespe



Marienkäfer



Fliege



Schmetterling

